

# VIEWPOINT™

## REVISIONED

### Objective

To be the first player to collect 100 or more Viewpoints. Viewpoint cards have a number in the top-left-hand corner, which indicates the number of Viewpoints the card is worth. Each player collects Viewpoints by placing cards from their **Hand** into their **Field of View** (the area on the table in front of each player).

### Setting Up

Choose a player to shuffle the cards and deal 5 cards to each player (these cards become each players' **Hand**). The remaining cards are placed face down in the middle of the table and become the **Draw Pile**.

### Playing the Game

Starting with the player to the left of the dealer and continuing clock-wise around the table, players take turns performing the following steps:

1. **Draw one card:** Take one card from the **Draw Pile** and put it into your **Hand**. If there are no cards left in the **Draw Pile** then go straight to step 2.
2. **Play one card:** Place one card from your **Hand** into your **Field of View**. If you have no cards in your **Hand** to play then your turn ends (go to step 4).
3. **Perform actions:** Perform the actions on the card you played. Most of these actions involve moving cards between players' **Hands**, **Fields of View**, the **Viewniverse**, the **Draw Pile** and the **Discard Pile** (see opposite for a description of each of these).
4. **End the turn:** You end your turn by adding up the number of Viewpoints on the cards in your **Field of View**. If you have at least 100 Viewpoints, you win the game. Otherwise, the next player starts their turn.

### Finishing the Game

The game ends when a player has collected 100 or more Viewpoints in their **Field of View**. However, if no player has reached 100 Viewpoints and the **Draw Pile** and all players' **Hands** are empty, the winner is the player with the most Viewpoints in their **Field of View**. **Note:** The Draw Pile is not reshuffled when it runs out of cards.

### Viewpoint Symbols



#### Hand

The cards in each player's Hand.



#### Field of View

The cards on the table in front of each player. When a player is required to play a card, the player takes a card from their Hand and puts it into their Field of View.



#### Viewniverse

All players' Fields of View.



#### Draw Pile

The pile of cards in the middle of the table from where players draw cards. When a player is required to draw a card, the player takes the top card from the Draw Pile and puts it into their Hand.



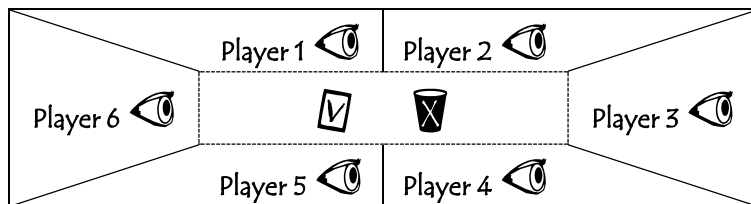
#### Discard Pile

The pile of cards next to the Draw Pile where discarded and cancelled cards are placed. When a player is required to put a card into the Discard Pile, it is placed face up into the Discard Pile.

## Special Rules and Actions

Viewpoint cards have rules text (sometimes including keywords and symbols) that describes what actions happen when you play the card or, in the case of cards like *Shadow* and *Visionary*, each of your turns while the card is in your **Field of View**. Most actions require a player to move one or more cards from one area to another. For example, the *Wink* card says “DRAW 1 card”. A player who plays the *Wink* card must take the top card of the **Draw Pile** and put it into their **Hand**.

Unless otherwise specified on the card, actions are mandatory (that is, they must be performed). The exception to this is if the action cannot be performed (or can only be partly performed) because there is no valid option, such as, if there are not enough cards to draw, no cards to play or no cards to discard. Also, if an action can affect more than one player, the order that the players must do those actions in is clock-wise starting from the player who played the action (or is first affected by the action).



**Figure 1:**  
Example table  
set up

## Extra Information and Credits





Visit [www.viewpointgame.com.au](http://www.viewpointgame.com.au) for the latest information on Viewpoint games, including alternative ways to play, official tournament rules and FAQs and news on upcoming Viewpoint releases.

**Game Concept and Design:** Sean Carroll

**Rules Text and Editing/Development:** Sean Carroll

**Graphic Design and Illustrations:** Sean Carroll and Kerri Aitken

**Play-testers:** Aimee Bird, Kathryn Brady, Emma Butschek, Andrew Carroll, Lesley Carroll, David Cruise, George Fergusson, Michael Fergusson, Olive Fergusson, Robert Grbevski, Elizabeth Hill, Neelan Koovarjee, Andrew Locke, Rabekah Lum, Justin Sprogis, Burcu Taskin

VIEWPOINT™ & © 2017. 93 Made Pty Ltd. This work and all trademarks, including characters' distinctive likenesses and the     symbols, are the property of 93 Made Pty Ltd and are protected by international copyright law and may not be reproduced in whole or in part without written consent from 93 Made Pty Ltd.

## Viewpoint Keywords

Viewpoint keywords are used to simplify how actions on Viewpoint cards are explained.

### DRAW

A player takes the top card of the Draw Pile and puts it into their Hand.

### DISCARD

A player chooses and takes a card from their Hand and puts it face up into the Discard Pile.

### SWAP

A player exchanges a card in their Field of View with a card in another player's Field of View.

### STEAL

A player looks at the cards in another player's Hand, chooses and takes a card from that player's Hand and puts it into their own Hand.

### REVEAL

Cards with the REVEAL keyword may be used in one of two ways. The first way is to play it normally during your turn and perform the actions (if any) stated on the card (except for the actions stated after the REVEAL keyword). The second way is to show the card from your Hand to all players, during any player's turn, and perform only the actions stated after the REVEAL keyword.

### CANCEL

Cards with the CANCEL keyword are used to cancel other actions. The actions that can be cancelled are stated on the cancelling card. When a player cancels a card, both the cancelled and cancelling cards are moved to the Discard Pile and the actions that were cancelled do not happen (even if the actions would have affected more than one player).